

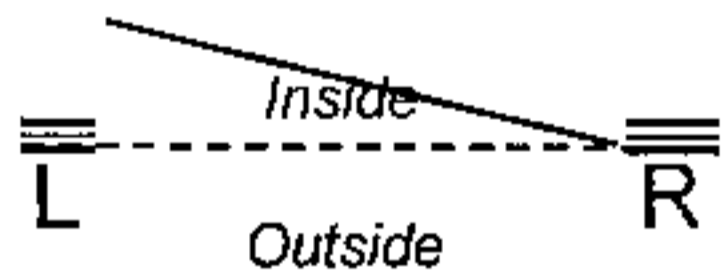
The ABCs of Ramp Measurements

Please take a moment to complete this worksheet carefully. It will help us determine what ramp style will solve your specialized access need.

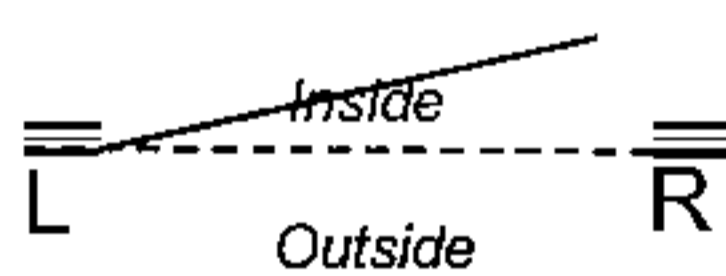
Your Name _____
Company _____
Address _____
City _____ State _____ Zip _____
Phone Number _____ Fax Number _____
E-Mail Address _____

DOOR DESCRIPTION ...as you look into the house

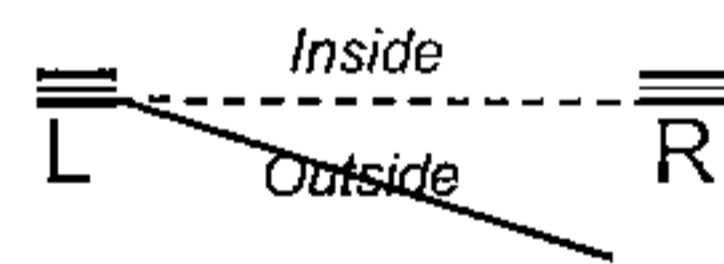
Front - Back Door



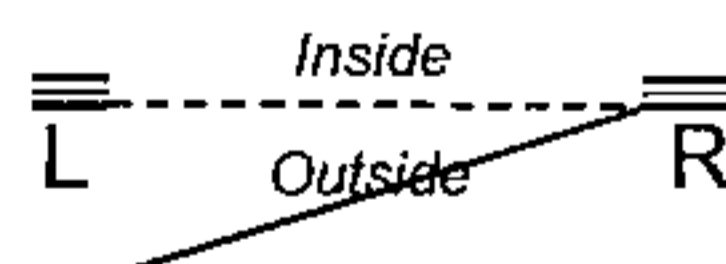
Door swings in and door knob is on the left hand side of door



Door swings in and door knob is on the right hand side of door



Door swings out and door knob is on the right hand side of door

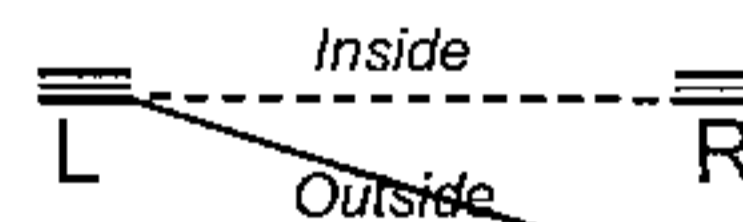


Door swings out and door knob is on the left hand side of door

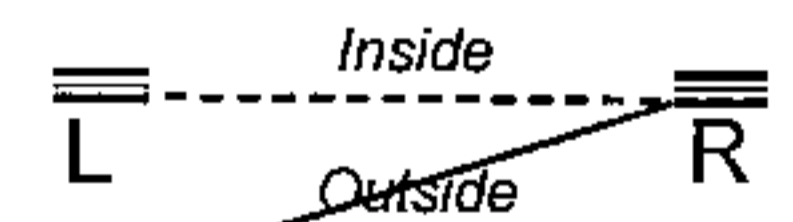
Circle the the picture that best describes the swing of your front or back door.

Screen Door

Do you have a Screen door?
Yes No




Handle is on Right hand side of door



Handle is on Left hand side of door

Circle the the picture that best describes the swing of your screen door.

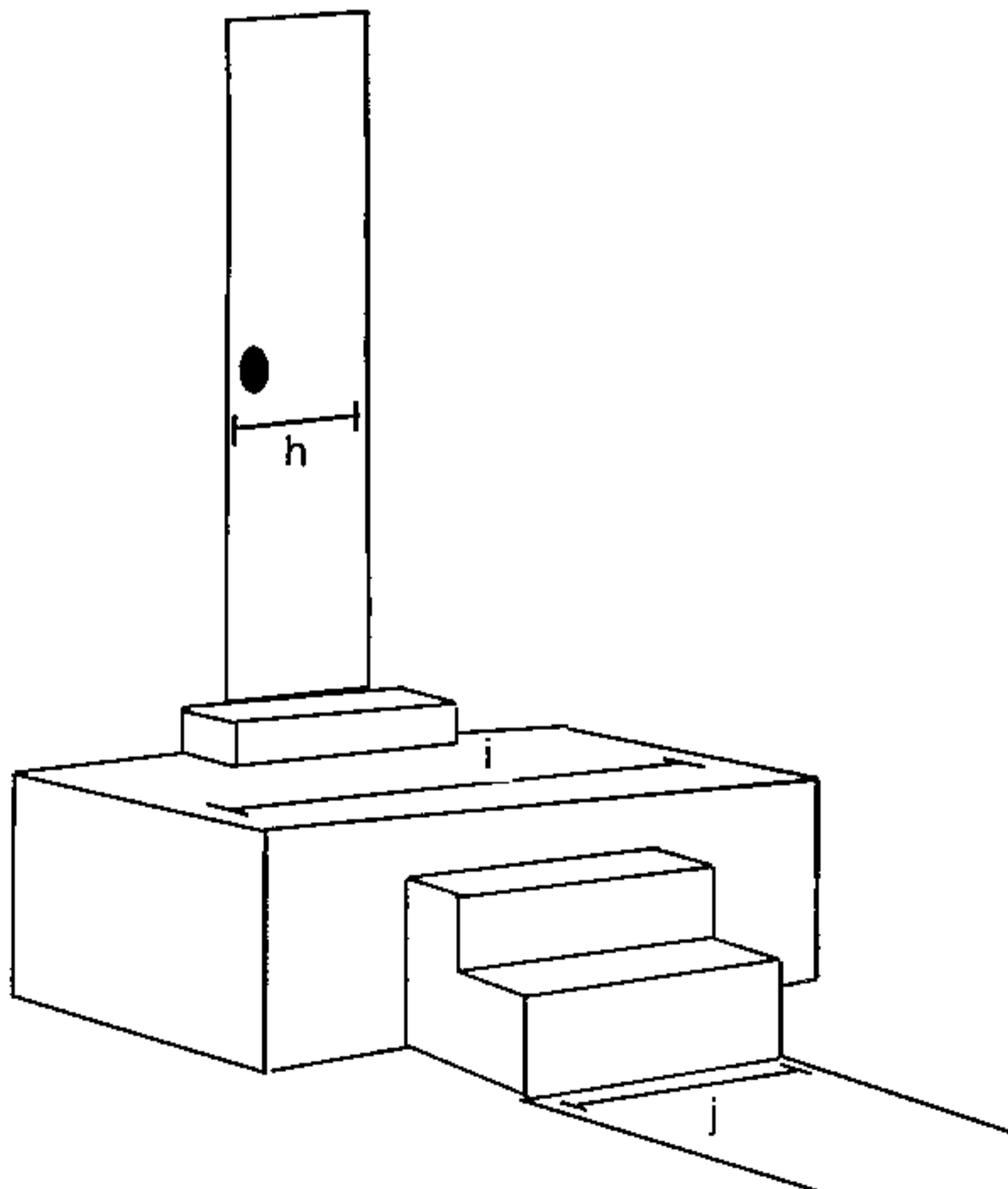
STAIR AND PORCH DIMENSIONS




- a. Total number of stairs/risers? _____
- b. Individual riser height (each stair)? _____
 _____, _____, _____, _____
- c. Individual stair depth (tread)? _____,
 _____, _____, _____, _____



- d. Distance from top of stair to threshold? _____
- e. Height of threshold? _____
- f. Width of threshold? _____
- g. Edge of threshold to door? _____

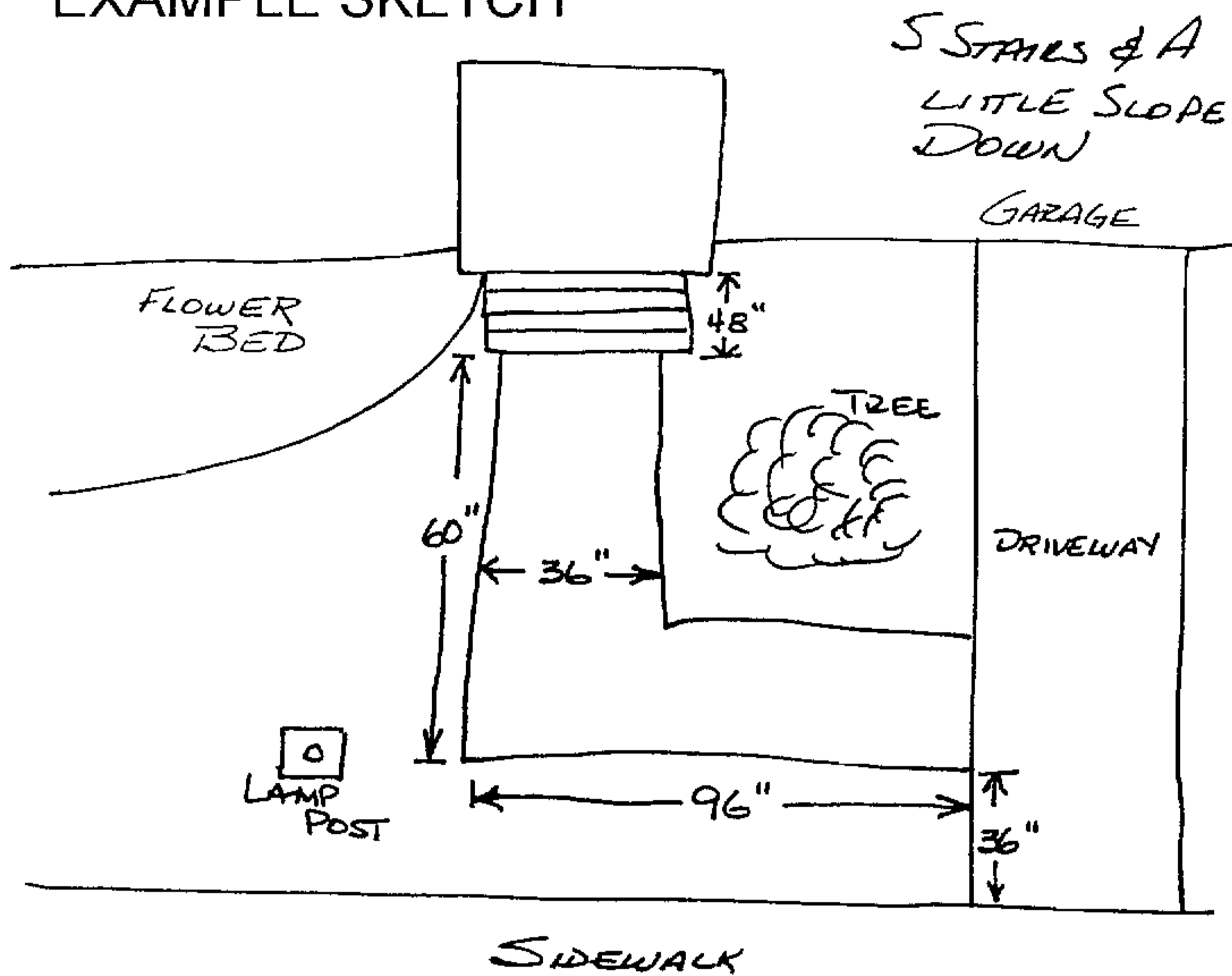


- h. Width of the door opening? _____
- i. Porch Width? _____
- j. Width of stair? _____



- k. Total rise (slope) of yard/walkway/driveway (where ramp will be positioned)? _____

EXAMPLE SKETCH



EXAMPLE - Here is an example of a simple overhead sketch that we need of the area where you want ramp access. Please include building, doorway, steps, sidewalk, driveway or street and any obstacles such as trees, mounds, fences or flower beds. Include sidewalk and building dimensions that would help in showing where the ramp would best be placed. Additionally, please include a non-returnable photograph of the area if possible.

SIDEWALK

YOUR SKETCH

Other information or dimensions that may be of help:

Return worksheet via mail or fax to:

Handi-Ramp, Inc.
510 North Avenue
Libertyville, IL 60048

1-800-876-RAMP
Fax: 847-816-8866

Handi-Ramp®

Since 1958